

FMQ TROUBLESHOOTING TRACKER

TYPE OF MACHINE:

DATE:

PLEASE REFER TO THE USER MANUAL FOR YOUR PARTICULAR MACHINE, OR ASK YOUR SERVICE TECH FOR SPECIFIC RECOMMENDATIONS FOR NEEDLES, QUILTING FEET, AND MACHINE SETTINGS.

BASIC FMQ CHECKLIST

WHEN YOU SWITCH FROM PIECING TO FMQ, USE THIS CHECKLIST TO MAKE SURE YOU MAKE ALL THE CHANGES YOU NEED TO!

■ FEED DOGS ARE DOWN OR COVERED

■ STITCH LENGTH IS ZERO

■ PRESSER FOOT PRESSURE IS ZERO


■ TOP TENSION IS SET TO:

■ BOBBIN TENSION IS SET TO:

■

■

WHEN YOU FIND YOUR MACHINE'S BEST SETTINGS FOR TOP & BOBBIN TENSION, RECORD THEM IN THE CHART AND DRAW THE ANGLE OF THE SCREW HERE.



MY MACHINE'S PREFERENCES

THREADS IT LIKES:

NEEDLES IT LIKES:

BEST QUILTING FOOT/FEET TO USE:


THREADS IT DOESN'T LIKE:

NEEDLES IT DOESN'T LIKE:

FMQ TROUBLESHOOTING TRACKER

SUGGESTION _____

SETTINGS _____

SPEED	STITCH LENGTH	PRE-TENSION SETTING	TOP TENSION SETTING	BOBBIN TENSION SETTING 
-------	---------------	---------------------	---------------------	--

○ (DRAW THE ANGLE OF THE SCREW)


EQUIPMENT _____

FOOT USED	TOP THREAD COLOR, BRAND & WEIGHT	BOBBIN THREAD COLOR, BRAND & WEIGHT	NEEDLE BRAND, TYPE & SIZE
-----------	----------------------------------	-------------------------------------	---------------------------

RESULT/NOTES _____

SUGGESTION _____

SETTINGS _____

SPEED	STITCH LENGTH	PRE-TENSION SETTING	TOP TENSION SETTING	BOBBIN TENSION SETTING 
-------	---------------	---------------------	---------------------	--

○ (DRAW THE ANGLE OF THE SCREW)

EQUIPMENT _____

FOOT USED	TOP THREAD COLOR, BRAND & WEIGHT	BOBBIN THREAD COLOR, BRAND & WEIGHT	NEEDLE BRAND, TYPE & SIZE
-----------	----------------------------------	-------------------------------------	---------------------------

RESULT/NOTES _____

SUGGESTION _____

SETTINGS _____

SPEED	STITCH LENGTH	PRE-TENSION SETTING	TOP TENSION SETTING	BOBBIN TENSION SETTING 
-------	---------------	---------------------	---------------------	--

○ (DRAW THE ANGLE OF THE SCREW)


EQUIPMENT _____

FOOT USED	TOP THREAD COLOR, BRAND & WEIGHT	BOBBIN THREAD COLOR, BRAND & WEIGHT	NEEDLE BRAND, TYPE & SIZE
-----------	----------------------------------	-------------------------------------	---------------------------

RESULT/NOTES _____

SUGGESTION _____

SETTINGS _____

SPEED	STITCH LENGTH	PRE-TENSION SETTING	TOP TENSION SETTING	BOBBIN TENSION SETTING 
-------	---------------	---------------------	---------------------	--

○ (DRAW THE ANGLE OF THE SCREW)

EQUIPMENT _____

FOOT USED	TOP THREAD COLOR, BRAND & WEIGHT	BOBBIN THREAD COLOR, BRAND & WEIGHT	NEEDLE BRAND, TYPE & SIZE
-----------	----------------------------------	-------------------------------------	---------------------------

RESULT/NOTES _____

© 2018 RACHEL S. SMITH. MAY BE REPRODUCED FOR PERSONAL USE ONLY. DOWNLOADED FROM QUILTSMITH.WORLD.